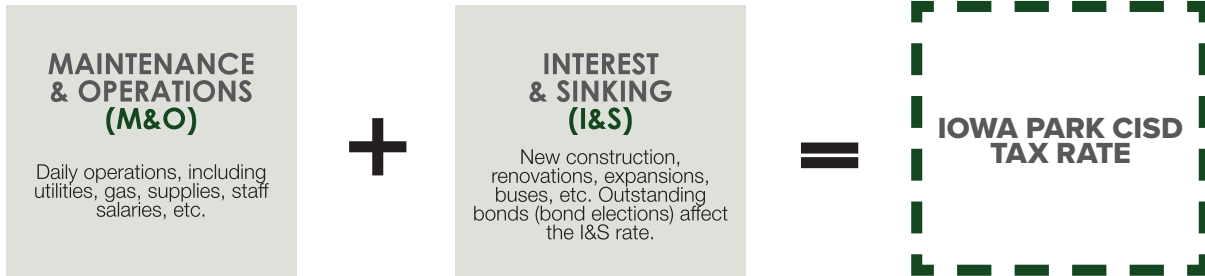


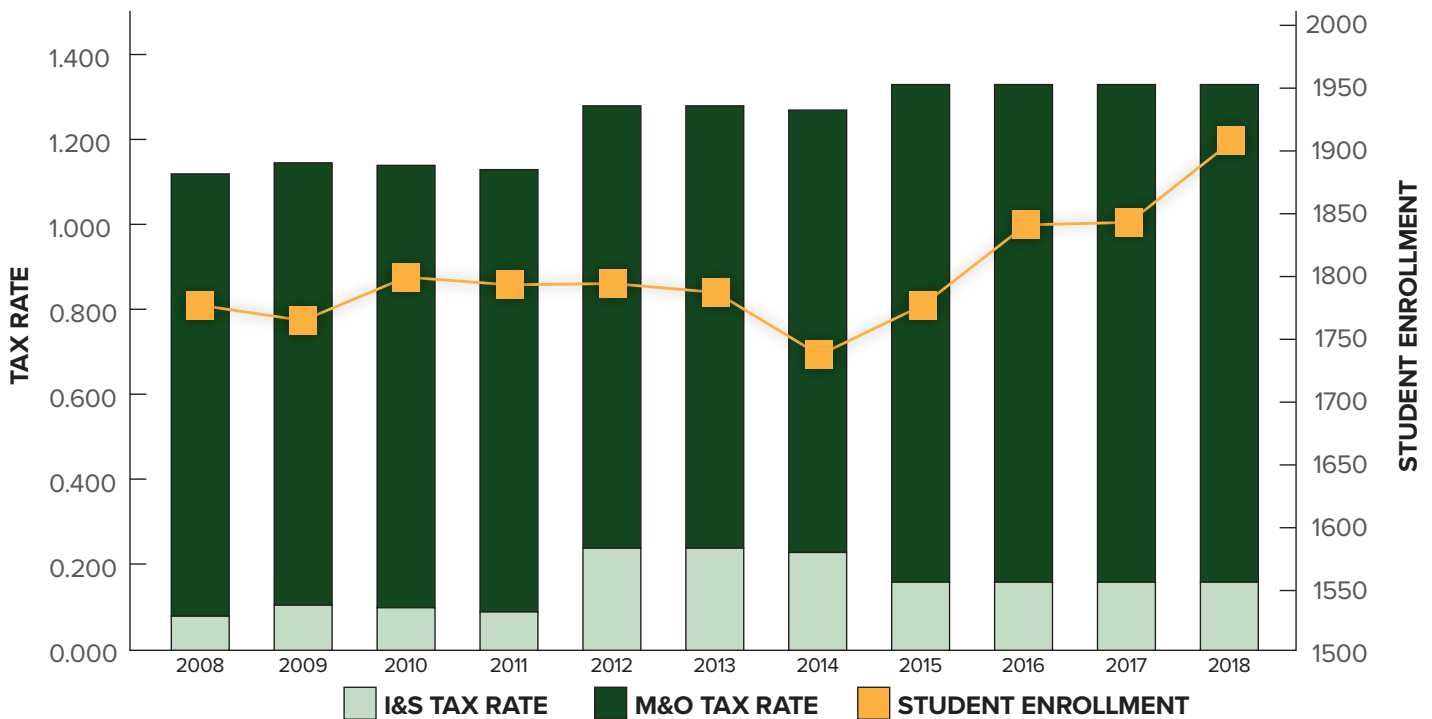
\$ FINANCE FACTS



YOUR IOWA PARK CISD TAX RATE IS COMPRISED OF TWO SEPARATE RATES:




IOWA PARK CISD HISTORICAL TAX RATES & STUDENT ENROLLMENT



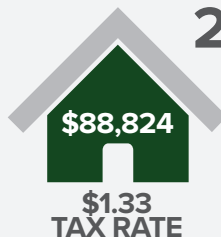
YEAR	2014-2015	2015-2016	2016-2017	2017-2018	2018-2019	GROWTH %
ENROLLMENT	1,732	1,771	1,834	1,836	1,900	10.3%

IOWA PARK CISD'S HISTORICAL AVERAGE HOME TAXABLE VALUES AND TAX RATES

2008



2018



DISTRICT STEWARDSHIP



TEA School **FIRST** Rating of **Superior Achievement** (highest rating) for 4 years



Bond ratings are **A1** by FitchRatings and **Aaa** with PSF guarantee by Moody's